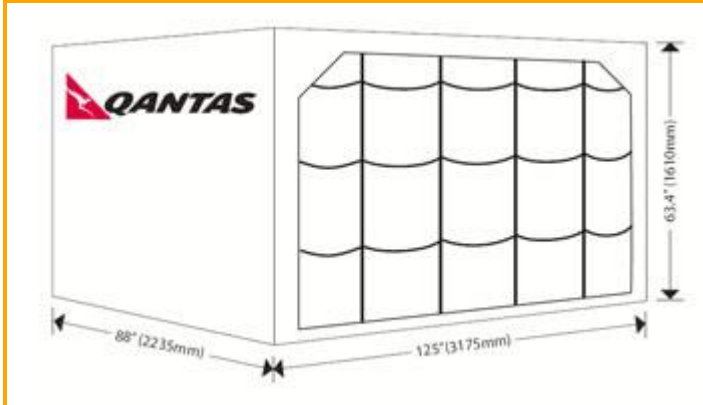


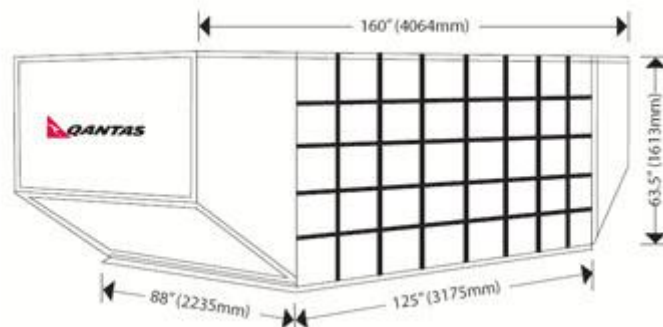
# Air Unit Sizes

## AAP / AA2



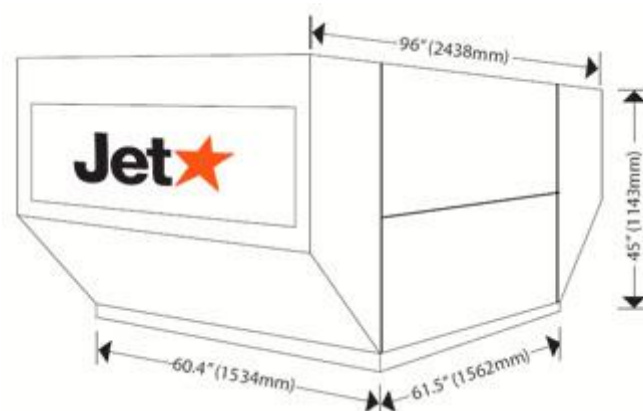
<b>ID code</b>	<b>AAP/AA2</b>
NAS3610 class	2A2C
U.S domestic code	LD-9
Aircraft types	All B747, B767, A330, A380
Main deck / lower deck	both
Base size	88 x 125in (2235 x 3175mm)
Height	63.4in (1610mm)
Roof length	125in (3175mm)
Max. gross weight	10198lb (4626kg) <sup>(1)</sup>
Internal volume	364cu ft (10.3cu m)
External volume	396cu ft (11.2cu m)
Door opening	115.3 x 58in (2928 x 1474mm)
Tare weight	441 - 602lb (200 - 273kg) <sup>(4)</sup>
IATA contour code	P

## AAF



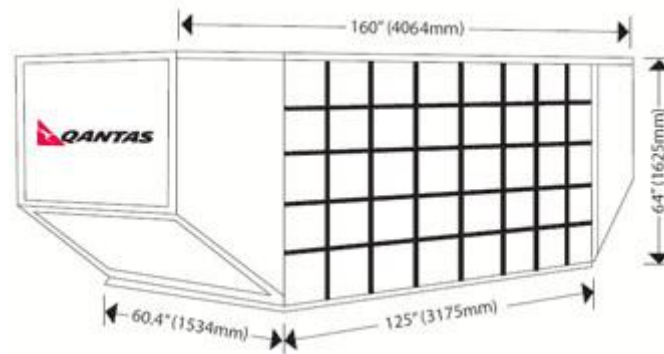
<b>ID code</b>	<b>AAF</b>
NAS3610 class	2A2C
U.S domestic code	LD-26
Aircraft types	All B747, A330, A380
Main deck / lower deck	lower
Base size	88 x 125in (2235 x 3175mm)
Height	63.5in (1613mm)
Roof length	160in (4064mm)
Max. gross weight	10198lb (4626kg) <sup>(1)</sup>
Internal volume	459cu ft (13cu m)
External volume	479cu ft (13.6cu m)
Door opening	115.3 x 58in (2928 x 1474mm)
Tare weight	630lb (286kg) <sup>(4)</sup>
IATA contour code	F

## AKH



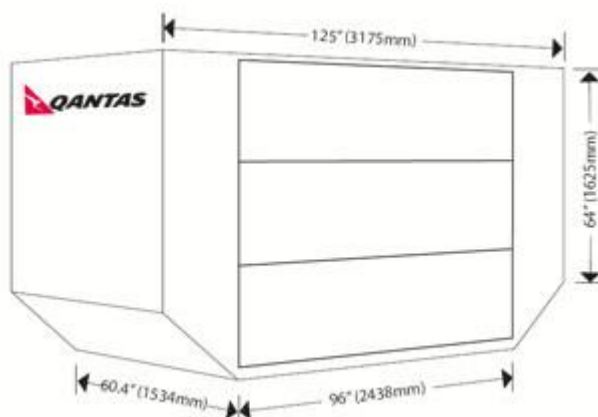
<b>ID code</b>	<b>AKH</b>
NAS3610 class	2K2C
U.S domestic code	LD-45
Aircraft types	A320
Main deck / lower deck	lower
Base size	60.4 x 61.5in (1534 x 1562mm)
Height	45in (1143mm)
Roof length	96in (2438mm)
Max. gross weight	2204lb (1000kg) <sup>(1)</sup>
Internal volume	131cu ft (3.7cu m)
External volume	138cu ft (3.9cu m)
Door opening	56 x 42.9in (1422 x 1090mm)
Tare weight	176lb (80kg) <sup>(4)</sup>
IATA contour code	H

# ALF



<b>ID code</b>	<b>ALF</b>
NAS3610 class	2L2C
U.S domestic code	LD-6
Aircraft types	All B747, A330, A380
Main deck / lower deck	lower
Base size	60.4 x 125in (1534 x 3175mm)
Height	64in (1625mm)
Roof length	160in (4064mm)
Max. gross weight	7000lb (3175kg) <sup>(1)</sup>
Internal volume	314cu ft (8.9cu m)
External volume	332cu ft (9.4cu m)
Door opening	116.5 x 58.8in (2959 x 1494mm)
Tare weight	353lb (160kg) <sup>(4)</sup>

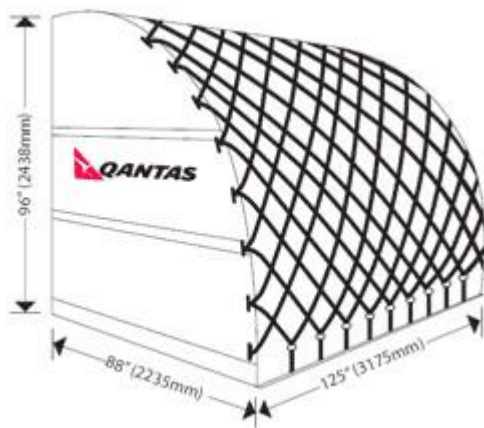
# DQF



<b>ID code</b>	<b>DQF</b> <sup>(3)</sup>
NAS3610 class	N/A
U.S domestic code	LD-8

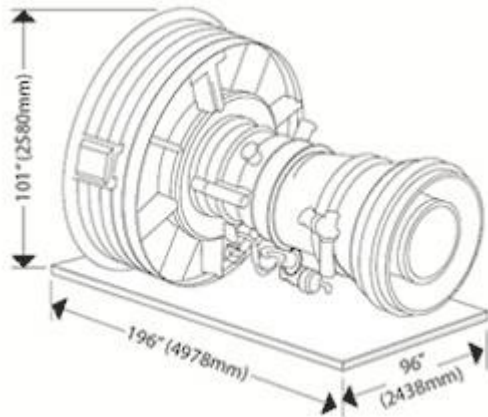
ID code	DQF <sup>(3)</sup>
Aircraft types	B767
Main deck / lower deck	lower
Base size	60.4 x 96in (1534 x 2438mm)
Height	64in (1625mm)
Roof length	125in (3175mm)
Max. gross weight	5400lb (2449kg) <sup>(1)</sup>
Internal volume	258cu ft (7.3cu m)
External volume	279cu ft (7.9cu m)
Door opening	90.5 x 60.1in (2299 x 1527mm)
Tare weight	282lb (128kg) <sup>(4)</sup>
IATA contour code	H

## AAX



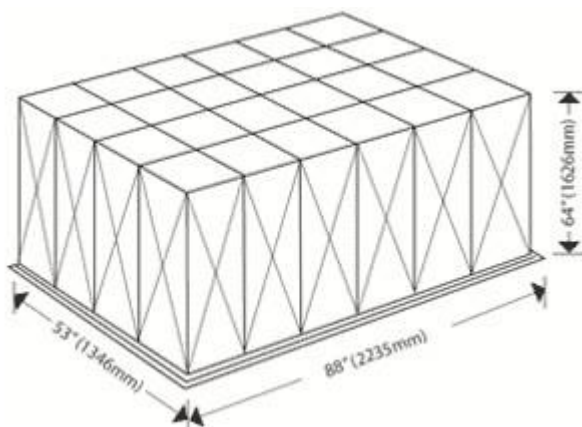
ID code	AAX
NAS3610 class	2A2C
U.S domestic code	-
Aircraft types	B767F
Main deck / lower deck	main <sup>(8)</sup>
Base size	88 x 125in (2235 x 3175mm)
Height	96.0 in (2438mm)
Roof length	125.0in (3175mm)
Max. gross weight	<sup>(1)</sup> refer to notes
Internal volume	480cu ft (13.5cu m)
External volume	484cu ft (13.7cu m)
Door opening	118.2 x 82.4in (3002 x 2093mm)
Tare weight	496lb (225kg) <sup>(4)</sup>
IATA contour code	-

# PRA



ID code	PRA
NAS3610 class	2R1P
U.S domestic code	M2-Main deck
Aircraft types	B747F <sup>(1)</sup> , B767F <sup>(6)</sup>
Main deck / lower deck	main
Base size	96 x 196in (2438 x 4978mm)
Max. gross weight	15000lb (6803kg) <sup>(2)</sup>
Tare weight	983lb (446kg) <sup>(4)</sup>
Load bearing limit	800lb / sq.ft (3900kg / sq.m)
IATA contour code	A

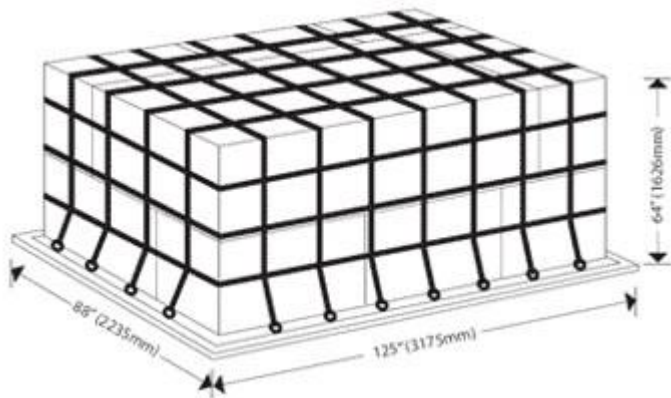
# PEB



ID code	PEB
NAS3610 class	2E2P
U.S domestic code	PLT
Aircraft types	B747F

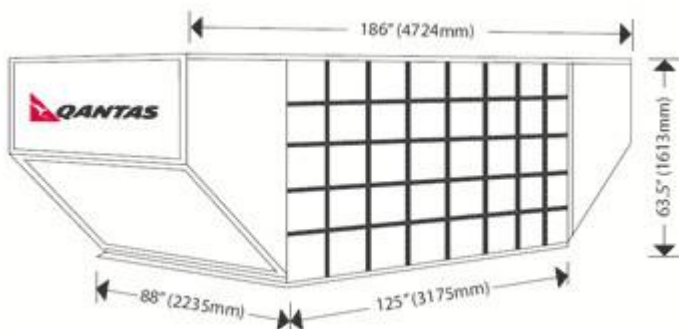
ID code	PEB
Main deck / lower deck	main
Base size	53 x 88in (1346 x 2235mm)
Max. gross weight	5547lb (2516kg) <sup>(1)</sup>
Tare weight	97lbs (44kg) <sup>(4)</sup>
IATA contour code	7

## PAG



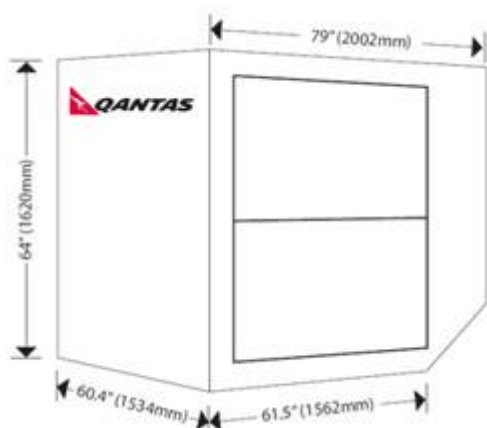
ID code	PAG
NAS3610 class	2A4P
U.S domestic code	LD-7
Aircraft types	All B747, B767, A330, A380
Main deck / lower deck	lower
Base size	88 x 125in (2235 x 3175mm)
Max. gross weight	10198lb (4626kg) <sup>(1)</sup>
Tare weight	242lb (110kg) <sup>(4)</sup>
IATA contour code	P

## AAU



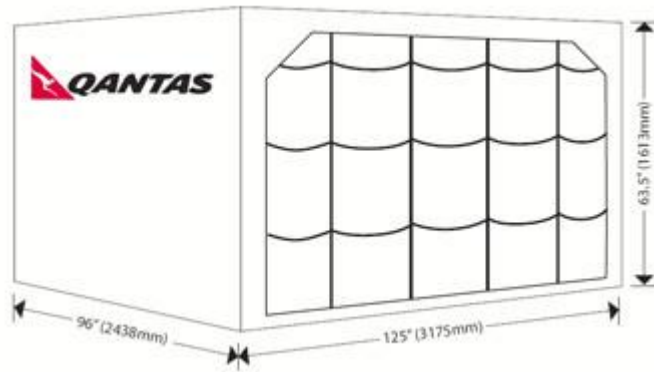
<b>ID code</b>	<b>AAU</b>
NAS3610 class	2A2C
U.S domestic code	LD-29
Aircraft types	All B747
Main deck / lower deck	lower
Base size	88 x 125in (2235 x 3175mm)
Height	63.5in (1613mm)
Roof length	186in (4724mm)
Max. gross weight	10198lb (4626kg) <sup>(1)</sup>
Internal volume	503cu ft (14.3cu m)
External volume	524cu ft (14.9cu m)
Door opening	115.3 x 58in (2927 x 1474mm)
Tare weight	573lb (259kg) <sup>(4)</sup>
IATA contour code	U

## AKE



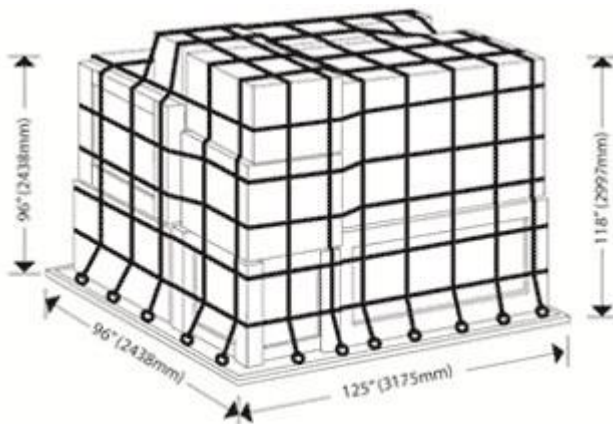
<b>ID code</b>	<b>AKE</b>
NAS3610 class	2K2C
U.S domestic code	LD-3
Aircraft types	All B747, B767, A330, A380
Main deck / lower deck	lower
Base size	60.4 x 61.5in (1534 x 1562mm)
Height	64in (1620mm)
Roof length	79in (2002mm)
Max. gross weight	3500lb (1587kg) <sup>(1)</sup>
Internal volume	159cu ft (4.5cu m)
External volume	168cu ft (4.8cu m)
Door opening	56.2 x 60.4in (1427 x 1533mm)
Tare weight	156 - 174lb (70 - 79kg) <sup>(4)</sup>
IATA contour code	E

# AMP



<b>ID code</b>	<b>AMP</b>
NAS3610 class	2M3C
U.S domestic code	-
Aircraft types	All B747, B767, A330, A380
Main deck / lower deck	both
Base size	96 x 125in (2438 x 3175mm)
Height	63.5in (1613mm)
Max. gross weight	11243lb (5100kg) <sup>(1)</sup>
Internal volume	552cu ft (14.3cu m)
External volume	585cu ft (14.8cu m)
Door opening	115.3 x 58in (2928 x 1474mm)
Tare weight	586lb (265kg)
IATA contour code	P

# PMC

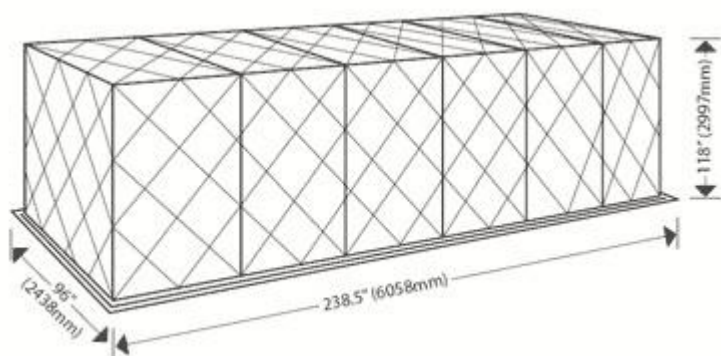


<b>ID code</b>	<b>PMC</b>
NAS3610 class	2M3P
U.S domestic code	PLT



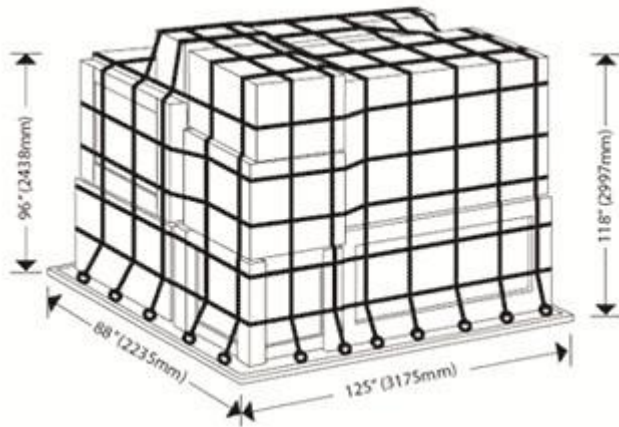
<b>ID code</b>	<b>PMC</b>
Aircraft types	All B747, B767, A330, A380
Main deck / lower deck	lower
Base size	96 x 125in (2438 x 3175mm)
Max. gross weight	11243lb (5100kg) <sup>(1)</sup>
Tare weight	242lb (110kg) <sup>(4)</sup>
IATA contour code	P

## PGA



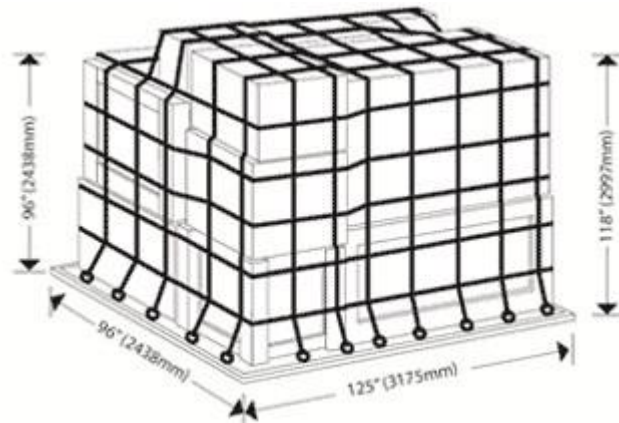
<b>ID code</b>	<b>PGA</b>
NAS3610 class	2G1P
U.S domestic code	M2-Main deck
Aircraft types	B747F
Main deck / lower deck	main
Base size	96 x 238.5in (2438 x 6058mm)
Max. gross weight	30000lb (13608kg) <sup>(1)</sup>
Tare weight	1274lb (578kg) <sup>(4)</sup>
Load bearing limit	800lb/sq.ft (3900kg/sq.m)
IATA contour code	A <sup>(5)</sup>

## PAG



ID code	PAG
NAS3610 class	2A4P
U.S domestic code	M-1
Aircraft types	B747F <sup>(5)</sup> , B767F <sup>(6)</sup>
Main deck / lower deck	main
Base size	88 x 125in (2235 x 3175mm)
Max. gross weight	10198lb (4626kg) <sup>(1)</sup>
Tare weight	242 lb (110 kg) <sup>(4)</sup>
IATA contour code	A or D <sup>(7)</sup>

## PMC



ID code	PMC
NAS3610 class	2M3P
U.S domestic code	M-1
Aircraft types	B747F <sup>(5)</sup> , B767F <sup>(6)</sup>
Main deck / lower deck	main
Base size	96 x 125in (2438 x 3175mm)
Max. gross weight	11243lb (5100kg) <sup>(1)</sup>
Tare weight	646lb (293kg) <sup>(4)</sup>
Load bearing limit	800lb/sq.ft (3900kg/sq.m)

**ID code**

IATA contour code

**PMC**D or M <sup>(7)</sup>